



# What is the Process Of Mummification

By: Catie



# Introduction

Did you ever wonder what they do when a pharaoh dies. Well there is always a process when a pharaoh or the pharaoh's wife dies. It takes a very long time for a the process it could take months, or years. There are 7 steps to mummification. This slideshow will tell you the process of mummification. Egyptians started making mummies around 3400 BC. The ancient Egyptians mummified their dead because they believed that the physical body would be important in the next life.

## Let's Get on With The Slide.


# Step 1- Remove the Brain

The first step is to remove the brain through the nose. They use a hook and stick it up their nose and swish it around. So the brains will break so it is easy. They would tip their head forward and the brains would pour out through their nose. They pour the brain out because the brain will shrink and become crusty.



## Step 2- Taking to Organs Out

The 2nd step is to remove the internal organs. You have to cut a slit on the left side of the stomach. Then they pull out the liver, lungs, and intestines. The heart stays inside of the body. After that they take them out and put them into jars called canopic jars.




## Step 3- Drying The Organs

The body was placed on a slab and covered with either nacron or natron salt. The slab was tilted so that the water would run off into a basin. This removed moisture and prevented rotting. The body was taken outside and let dry for about forty days. After the body was completely dried out, the wrapping of the body began.



## Step 4- Wrapping the Body

The body was anointed with oils. Hundreds of yards of linen were used to wrap the body, and each toe and finger was wrapped separately. The body was wrapped with 20 linen. It sat for 15 to 20 days.



## Step 5- Place the Amulants On Body

An amulet can be any object but its most important characteristic is its alleged power to protect its owner from danger or harm. During mummification, amulets were placed along the linen bandages of the mummy, in certain areas. Each amulet provided for a different cause to help assist the deceased in the afterlife.





## Step 6- Putting the Mummy in the Mummy Cases

The mummy was put in mummy cases. Mummy cases were made of cartonnage, a lightweight material made from waste papyrus and linen covered in plaster. The cartonnage material allowed the case to be molded closely to the outline of the mummy. It was also a wonderful material to paint on. Mummy cases were elaborately decorated with a variety of religious elements.





# Bibliography

## Videos

<https://www.khanacademy.org/humanities/ancient-art-civilizations/egypt-art/ptolemaic/v/the-mummification-process>

[https://www.youtube.com/watch?list=PLQInTldJs0ZQinw9HPXpeCF7m5afjcWPd&time\\_continue=165&v=YgVIXOyU10I](https://www.youtube.com/watch?list=PLQInTldJs0ZQinw9HPXpeCF7m5afjcWPd&time_continue=165&v=YgVIXOyU10I)

# The Mummification Process

The video is about the process of mummification. They teach about the steps of each process to make an Egyptian a mummy. There were about 6 steps. Each step takes the mummy farther to done. They do this because they think that they should have a good life in the after life. They will put jewels on the mummy because they represent what the Egyptian was like.

[https://www.youtube.com/watch?list=PLQInTldJs0ZQjnw9HPXpeCF7m5afjcWPd&time\\_continue=165&v=YgVIXOyU10I](https://www.youtube.com/watch?list=PLQInTldJs0ZQjnw9HPXpeCF7m5afjcWPd&time_continue=165&v=YgVIXOyU10I)

# Bibliography

## Articles

<https://www.si.edu/spotlight/ancient-egypt/mummies>

<https://www.historyonthenet.com/the-egyptians-mummies>

<https://discoveringegypt.com/egyptian-mummification/>

<http://www.angelfire.com/wi/egypt/mummy2.html>

[Science website](#)

[Mummy](#)

[Ancient Egypt](#)

<https://www.history.com/topics/folklore/history-of-the-mummy>

[No One Know these facts](#)

<https://www.natgeokids.com/nz/discover/history/egypt/how-to-make-a-mummy/>

# Articles

The article tells about the history of a mummy. They tell us what are mummies, egyptian mummies, mummies as medicine. They show you graphic pictures.


<https://www.history.com/topics/folklore/history-of-the-mummy>

# Bibliography

Book

My Best Book of Mummies.

By: Philip Steele



# Best Book of Mummies

The Best Book of Mummies is a fascinating look beneath the bandages for an exploration of Egyptian mummies--who they were, how they were embalmed, where they were buried, and how they were rediscovered.

<https://sws.follettdestiny.com/cataloging/servlet/presenttitledetailform.do?siteTypeID=-2&siteID=&includeLibrary=true&includeMedia=false&mediaSiteID=&bibID=11238&walkerID=1553872270292>